



SPRINGS PRESERVE
www.springspreserve.org

Teaching Garden

2nd Grade Journal

My Name: _____

My Class: _____




Lesson 1: Have to Have a Habitat

Design a travel poster or advertisement to encourage an animal to come visit our garden habitat. Remember to include what kind of food, water, shade, shelter, and other features our garden might have, and a picture!

Lesson 2: Design a Cactus

Draw what your cactus looked like



What special features would you give your cactus to help it survive?

Lesson 3: The Dirt on Dirt


Fill in the blanks with vocabulary you learned during the lesson and then find each word in the word search!

V W T A S L X M C L R K X L P
M E N G I N R A O I P E A Z V
K A R O S K L I G G N N U W Y
N T S M C Q T X U K D A G H L
K H O T I B W S X F E Z G B D
W E V C O C I U I N R D C R K
U R T S T L U L W H H A P R O
M I V N H S L L D Z D W T T U
E N U E O B J W T N O C K S W
R G J Z H I B D C U F Q A O Z
E D S S R S Y I N M R V H P Z
G F G Z W X U P P L N E W M V
W I N D V I U C U C R H E O K
N O I S O R E L Y N S Q C C Z
Q H H M M E N A D N A N D L R

_____ is the process of rocks being broken down into dirt. It happens slowly using _____ or water. The process of the soil moving is called _____. The difference between dirt and _____ is that one contains living material. Living material is also called _____. When soil is formed from decomposing food scraps it is called _____. This keeps the scraps from taking up room in a _____. Composting with worms is known as _____.





Lesson 4: Sunflower O'Clock

Use the sunflower to write the time in minutes that corresponds with the hour mark.



Lesson 5: Pollination Party

Color each flower to attract the pollinator in the picture.



Lesson 6: Grateful for Gardens

Gardens help nature by.....

Gardens help people by.....

My favorite garden memory was

Write a paragraph to convince someone they should plant a garden: